



TECHNICAL DATA

TYPE

SHARK floodlight with low wind resistance. Can be tilted in all directions thanks to its fixing galvanized and painted bracket.

CHARACTERISTICS

LEDs: 3030

Power factor: 0.98

Lifetime L90B10:>50,000 hours

Luminous flux and efficacy at 4000°K and CRI>70

Luminous flux tolerance <+/-3%

Values may be subject to change du LED binning.

High efficiency Ra>80 LED.

OPENING/BEAM

25 / 50 /90°

MATERIAL

Die-cast aluminium, Transparent 4mm

tempred-Glass

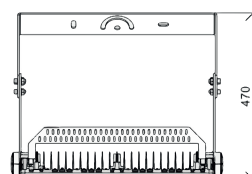
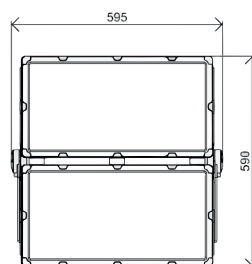
Aluminum frame

Steel Galvanized and painted bracket

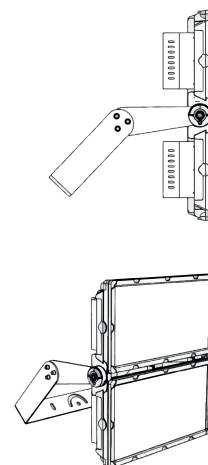
PRO	CRI ≥ 80	
IP65		90 L°
220-240V 50/60Hz		50000h

DIMENSION DRAW

Model:	Shark LED
Format:	Square
Location:	Exterior
Wattage:	600W
Materials:	Alu+Glass
Led Color:	3000K / 4000K / 6500K
Product Dimension:	595mm
IP Code:	65
Fixation:	Ceiling
CRI :	80
Lumen Output:	91,466LM
Frequency:	50/60 Hz
Beam Angle:	25/50/90°
Net weight / Gross weight:	21.7/26.7kgs



W595*L590*H465



OUTDOOR